



Murrieta Fire & Rescue



Monthly Activity & Performance Report for February 2020

| Incident Type | City | Aid Given | TOTAL |
|----------------------------|------------|-----------|------------|
| Fire | 25 | 1 | 26 |
| Explosion | 0 | 0 | 0 |
| Emergency Medical/Rescue | 641 | 0 | 641 |
| Haz Mat/Condition | 9 | 0 | 9 |
| Public Assist/Service Call | 82 | 1 | 83 |
| Good Intent Call | 82 | 5 | 87 |
| Alarm Activation | 42 | 1 | 43 |
| Severe Weather | 1 | 0 | 1 |
| Special/Miscellaneous | 0 | 0 | 0 |
| Total Incidents | 882 | 8 | 890 |

Details on page 2 to 3

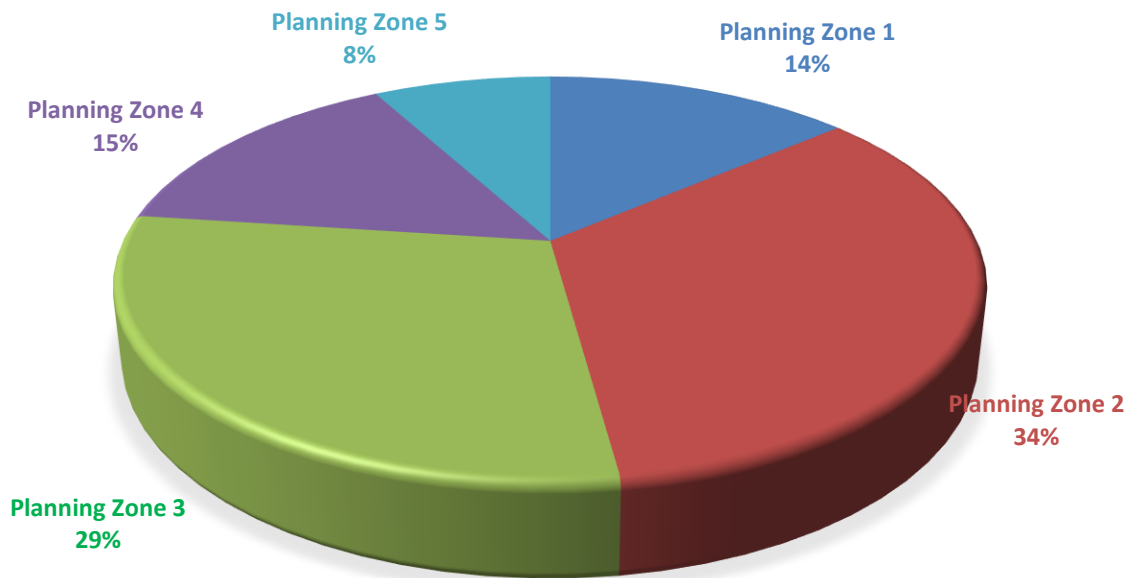
| Performance Measure | First-Due | ERF- Moderate | ERF- High |
|---------------------|-----------|------------------|--------------|
| Fire Suppression | 09:59 | 27:42 | n/a |
| Emergency Medical | 08:29 | 09:21 | n/a |
| Technical Rescue | 08:14 | 15:17 | n/a |
| Hazardous Materials | 08:12 | 18:44 | n/a |
| Wildland | 09:52 | n/a | n/a |

Details on pages 4 to 10

| | |
|---------------------------|-------------|
| Property Value Saved | \$5,272,900 |
| Percentage Saved | 96.1% |
| Property Value Threatened | \$5,484,300 |
| Property Value Lost | \$211,400 |

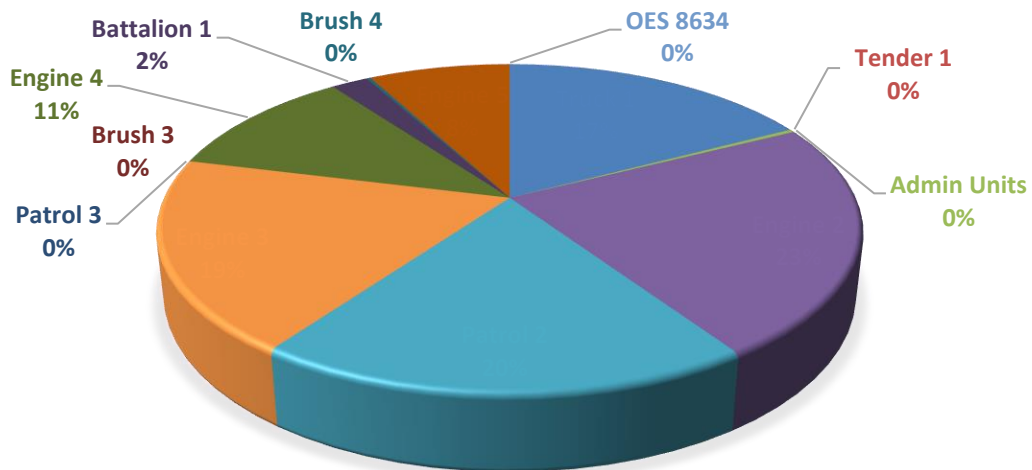
Incident Activity by Planning Zone for February 2020

| Incident Type | Planning Zone 1 | Planning Zone 2 | Planning Zone 3 | Planning Zone 4 | Planning Zone 5 | TOTAL |
|------------------------|-----------------|-----------------|-----------------|-----------------|-----------------|------------|
| Fire | 4 | 9 | 6 | 3 | 3 | 25 |
| Explosion | 0 | 0 | 0 | 0 | 0 | 0 |
| EMS/Rescue | 88 | 209 | 191 | 110 | 43 | 641 |
| Haz Mat | 1 | 2 | 3 | 0 | 3 | 9 |
| Service Call | 8 | 43 | 20 | 1 | 10 | 82 |
| Good Intent | 11 | 23 | 31 | 11 | 6 | 82 |
| Alarm Activation | 9 | 15 | 7 | 6 | 5 | 42 |
| Severe Weather | 0 | 0 | 0 | 1 | 0 | 1 |
| Special/Misc | 0 | 0 | 0 | 0 | 0 | 0 |
| TOTAL Incidents | 121 | 301 | 258 | 132 | 70 | 882 |



Total Incidents by Type, Unit & Station for February 2020

| | Fire | Explosion | EMS/Rescue | Haz Mat | Service Call | Good Intent | Alarm Activation | Severe Weather | Special/Misc | TOTAL |
|------------------------|-----------|-----------|------------|-----------|--------------|-------------|------------------|----------------|--------------|-------------|
| Station 1 | 17 | 0 | 144 | 3 | 21 | 32 | 24 | 0 | 0 | 241 |
| <i>Truck 1</i> | 15 | 0 | 143 | 3 | 21 | 32 | 23 | 0 | 0 | 237 |
| <i>Tender 1</i> | 0 | 0 | 0 | 0 | 0 | 0 | 0 | 0 | 0 | 0 |
| <i>Admin Units</i> | 2 | 0 | 1 | 0 | 0 | 0 | 1 | 0 | 0 | 4 |
| Station 2 | 25 | 0 | 439 | 7 | 49 | 39 | 23 | 0 | 0 | 582 |
| <i>Engine 2</i> | 13 | 0 | 220 | 6 | 34 | 24 | 19 | 0 | 0 | 316 |
| <i>Patrol 2</i> | 12 | 0 | 219 | 1 | 15 | 15 | 4 | 0 | 0 | 266 |
| Station 3 | 14 | 0 | 182 | 2 | 17 | 33 | 12 | 0 | 0 | 260 |
| <i>Engine 3</i> | 14 | 0 | 182 | 2 | 17 | 33 | 12 | 0 | 0 | 260 |
| <i>Patrol 3</i> | 0 | 0 | 0 | 0 | 0 | 0 | 0 | 0 | 0 | 0 |
| <i>Brush 3</i> | 0 | 0 | 0 | 0 | 0 | 0 | 0 | 0 | 0 | 0 |
| Station 4 | 29 | 0 | 120 | 2 | 7 | 16 | 8 | 1 | 0 | 183 |
| <i>Engine 4</i> | 14 | 0 | 114 | 0 | 5 | 12 | 6 | 1 | 0 | 152 |
| <i>Battalion 1</i> | 13 | 0 | 6 | 2 | 2 | 3 | 2 | 0 | 0 | 28 |
| <i>Brush 4</i> | 2 | 0 | 0 | 0 | 0 | 1 | 0 | 0 | 0 | 3 |
| Station 5 | 13 | 0 | 66 | 1 | 12 | 10 | 5 | 0 | 0 | 107 |
| <i>Engine 5</i> | 13 | 0 | 66 | 1 | 12 | 10 | 5 | 0 | 0 | 107 |
| <i>OES 8634</i> | 0 | 0 | 0 | 0 | 0 | 0 | 0 | 0 | 0 | 0 |
| MFR UNIT TOTALS | 98 | 0 | 951 | 15 | 106 | 130 | 72 | 1 | 0 | 1373 |
| Cal Fire Unit Totals | 9 | 0 | 18 | 0 | 1 | 13 | 0 | 0 | 0 | 41 |



Performance Measure Analysis for February 2020

For each emergency response program, the top number represents total response time, followed by the number of incidents. All times measure performance achieved 90% of the time.

| Category | First-Due All Risks | First-Due Low | First-Due Moderate | First-Due High | First-Due Very High |
|---------------------|--------------------------------|--------------------------|-------------------------------|---------------------------|--------------------------------|
| Fire Suppression | 09:59 21 | 07:45 10 | 12:00 10 | 03:53 1 | n/a n/a |
| Alarm Handling Time | 01:10 | 01:10 | 01:24 | 00:22 | n/a |
| Turnout Time | 01:53 | 02:08 | 01:17 | 00:35 | n/a |
| Travel Time | 06:57 | 05:41 | 08:31 | 02:56 | n/a |
| Emergency Medical | 08:29 599 | 08:40 535 | 07:48 64 | n/a 0 | n/a n/a |
| Alarm Handling Time | 01:06 | 01:07 | 00:55 | n/a | n/a |
| Turnout Time | 01:34 | 01:33 | 01:37 | n/a | n/a |
| Travel Time | 06:39 | 06:52 | 05:34 | n/a | n/a |
| Technical Rescue | 08:14 40 | 08:20 35 | 07:21 5 | n/a 0 | n/a n/a |
| Alarm Handling Time | 01:21 | 01:17 | 01:09 | n/a | n/a |
| Turnout Time | 01:34 | 01:27 | 01:51 | n/a | n/a |
| Travel Time | 06:51 | 07:12 | 05:44 | n/a | n/a |
| Hazardous Materials | 08:12 10 | 07:11 8 | 08:14 2 | n/a 0 | n/a n/a |
| Alarm Handling Time | 02:18 | 02:23 | 00:48 | n/a | n/a |
| Turnout Time | 01:48 | 01:51 | 00:39 | n/a | n/a |
| Travel Time | 08:56 | 06:59 | 07:06 | n/a | n/a |
| Wildland | 09:52 2 | n/a 0 | 09:52 2 | n/a 0 | n/a 0 |
| Alarm Handling Time | 01:09 | n/a | 01:09 | n/a | n/a |
| Turnout Time | 01:29 | n/a | 01:29 | n/a | n/a |
| Travel Time | 07:21 | n/a | 07:21 | n/a | n/a |

| Category | ERF | ERF | ERF | ERF |
|---------------------|------------|---------------|------------|----------------|
| | Low Risk | Moderate Risk | High Risk | Very High Risk |
| Fire Suppression | n/a | 27:42 | n/a | n/a |
| | n/a | 3 | 0 | n/a |
| <i>Travel Time</i> | <i>n/a</i> | <i>16:44</i> | <i>n/a</i> | <i>n/a</i> |
| Emergency Medical | n/a | 09:21 | n/a | n/a |
| | n/a | 56 | 0 | n/a |
| <i>Travel Time</i> | <i>n/a</i> | <i>07:03</i> | <i>n/a</i> | <i>n/a</i> |
| Technical Rescue | n/a | 15:17 | n/a | n/a |
| | n/a | 5 | 0 | n/a |
| <i>Travel Time</i> | <i>n/a</i> | <i>10:07</i> | <i>n/a</i> | <i>n/a</i> |
| Hazardous Materials | n/a | 18:44 | n/a | n/a |
| | n/a | 2 | 0 | n/a |
| <i>Travel Time</i> | <i>n/a</i> | <i>08:15</i> | <i>n/a</i> | <i>n/a</i> |
| Wildland | n/a | n/a | n/a | n/a |
| | 0 | 0 | 0 | 0 |
| <i>Travel Time</i> | <i>n/a</i> | <i>n/a</i> | <i>n/a</i> | <i>n/a</i> |

Performance Measure Analysis for the Last 12 Months Through February 2020

For each emergency response program, the top number represents total response time with each of its components italicized. All times measure performance achieved 90% of the time.

| Category | First-Due All Risks | First-Due Low Risk | First-Due Moderate Risk | First-Due High Risk | First-Due Very High Risk |
|----------------------------|----------------------------|---------------------------|--------------------------------|----------------------------|---------------------------------|
| Fire Suppression | 10:50 | 10:50 | 10:56 | 06:58 | n/a |
| | 230 | 131 | 89 | 10 | n/a |
| <i>Alarm Handling Time</i> | <i>01:45</i> | <i>01:48</i> | <i>01:27</i> | <i>01:18</i> | <i>n/a</i> |
| <i>Turnout Time</i> | <i>01:34</i> | <i>01:32</i> | <i>01:34</i> | <i>01:32</i> | <i>n/a</i> |
| <i>Travel Time</i> | <i>08:22</i> | <i>08:25</i> | <i>08:34</i> | <i>05:05</i> | <i>n/a</i> |
| Emergency Medical | 08:50 | 08:52 | 08:14 | n/a | n/a |
| | 6759 | 6356 | 403 | 0 | n/a |
| <i>Alarm Handling Time</i> | <i>01:00</i> | <i>01:00</i> | <i>01:00</i> | <i>n/a</i> | <i>n/a</i> |
| <i>Turnout Time</i> | <i>01:03</i> | <i>01:34</i> | <i>01:03</i> | <i>n/a</i> | <i>n/a</i> |
| <i>Travel Time</i> | <i>06:57</i> | <i>06:58</i> | <i>06:16</i> | <i>n/a</i> | <i>n/a</i> |
| Technical Rescue | 10:08 | 10:07 | 09:21 | n/a | n/a |
| | 437 | 406 | 31 | 0 | n/a |
| <i>Alarm Handling Time</i> | <i>01:23</i> | <i>01:23</i> | <i>01:20</i> | <i>n/a</i> | <i>n/a</i> |
| <i>Turnout Time</i> | <i>01:38</i> | <i>01:35</i> | <i>01:40</i> | <i>n/a</i> | <i>n/a</i> |
| <i>Travel Time</i> | <i>08:29</i> | <i>08:27</i> | <i>06:40</i> | <i>n/a</i> | <i>n/a</i> |
| Hazardous Materials | 10:36 | 10:19 | 10:47 | n/a | n/a |
| | 93 | 80 | 13 | 0 | n/a |
| <i>Alarm Handling Time</i> | <i>01:15</i> | <i>01:14</i> | <i>01:33</i> | <i>n/a</i> | <i>n/a</i> |
| <i>Turnout Time</i> | <i>01:46</i> | <i>01:39</i> | <i>02:13</i> | <i>n/a</i> | <i>n/a</i> |
| <i>Travel Time</i> | <i>08:29</i> | <i>08:25</i> | <i>08:05</i> | <i>n/a</i> | <i>n/a</i> |
| Wildland | 13:32 | 13:28 | 13:33 | 01:09 | n/a |
| | 45 | 24 | 20 | 1 | 0 |
| <i>Alarm Handling Time</i> | <i>01:41</i> | <i>01:41</i> | <i>01:50</i> | <i>00:37</i> | <i>n/a</i> |
| <i>Turnout Time</i> | <i>02:01</i> | <i>01:54</i> | <i>02:11</i> | <i>00:32</i> | <i>n/a</i> |
| <i>Travel Time</i> | <i>11:27</i> | <i>10:58</i> | <i>11:31</i> | <i>n/a</i> | <i>n/a</i> |

| Category | ERF- Low Risk | ERF- Moderate Risk | ERF- High Risk | ERF- Very High Risk |
|---------------------|--------------------------|-----------------------------------|---------------------------|------------------------------------|
| Fire Suppression | n/a | 19:21 | 11:54 | n/a |
| <i>Travel Time</i> | n/a | 20 | 1 | n/a |
| Emergency Medical | n/a | 11:00 | n/a | n/a |
| <i>Travel Time</i> | n/a | 293 | 0 | n/a |
| Technical Rescue | n/a | 16:41 | n/a | n/a |
| <i>Travel Time</i> | n/a | 21 | 0 | n/a |
| Hazardous Materials | n/a | 21:18 | n/a | n/a |
| <i>Travel Time</i> | n/a | 8 | 0 | n/a |
| Wildland | 12:18 | 32:28 | n/a | n/a |
| <i>Travel Time</i> | 3 | 5 | 0 | 0 |
| | 09:52 | 11:17 | n/a | n/a |

First-Due Performance Comparison - 2015 to Present

Color codes below represent MFR's status towards achieving response time performance goals in the Standards of Cover 90% of the time. The colors represent the following:

- **Green** – Meeting or exceeding the goal.
- **Orange** – Within 25% of meeting the goal.
- **Red** – Not meeting goal (greater than 25% from meeting goal).

| Response Program | Goal | Current Month | Last 12 Months | 2015-2019 | 2019 | 2018 | 2017 | 2016 | 2015 |
|----------------------------|-----------------------|---------------|----------------|-----------|-------|-------|-------|-------|-------|
| Fire Suppression | 9:00 | 09:59 | 10:50 | 11:08 | 10:50 | 10:13 | 12:07 | 11:15 | 11:15 |
| | | 21 | 230 | 907 | 221 | 192 | 176 | 153 | 165 |
| | <i>Alarm Handling</i> | 1:30 | 01:10 | 01:45 | 01:58 | 01:46 | 02:01 | 01:56 | 01:54 |
| | <i>Turnout</i> | 1:30 | 01:53 | 01:34 | 02:17 | 01:32 | 02:07 | 02:13 | 02:39 |
| <i>Travel</i> | 6:00 | 06:57 | 08:22 | 08:16 | 08:21 | 08:03 | 07:31 | 07:31 | 07:31 |
| Emergency Medical | 8:00 | 08:29 | 08:50 | 09:13 | 08:55 | 09:20 | 09:07 | 09:08 | 09:04 |
| | | 599 | 6759 | 26490 | 6610 | 5689 | 5142 | 4582 | 4467 |
| | <i>Alarm Handling</i> | 1:00 | 01:06 | 01:00 | 01:12 | 00:59 | 01:04 | 01:13 | 01:25 |
| | <i>Turnout</i> | 1:00 | 01:34 | 01:03 | 02:00 | 01:31 | 02:02 | 02:04 | 02:14 |
| <i>Travel</i> | 6:00 | 06:39 | 06:57 | 07:01 | 07:09 | 07:19 | 06:50 | 06:38 | 06:21 |
| Technical Rescue | 9:00 | 08:14 | 10:08 | 10:47 | 10:06 | 11:14 | 10:37 | 10:42 | 10:45 |
| | | 40 | 437 | 1812 | 411 | 359 | 355 | 336 | 351 |
| | <i>Alarm Handling</i> | 1:30 | 01:21 | 01:23 | 01:48 | 01:23 | 01:42 | 01:46 | 01:51 |
| | <i>Turnout</i> | 1:30 | 01:34 | 01:38 | 02:08 | 01:35 | 00:00 | 01:40 | 00:00 |
| <i>Travel</i> | 6:00 | 06:51 | 08:29 | 07:53 | 08:15 | 08:27 | 07:49 | 07:45 | n/a |
| Hazardous Materials | 9:00 | 08:12 | 10:36 | 11:24 | 10:07 | 10:33 | 13:00 | 13:46 | 13:31 |
| | | 10 | 93 | 320 | 80 | 72 | 55 | 61 | 52 |
| | <i>Alarm Handling</i> | 1:30 | 02:18 | 01:15 | 02:13 | 01:13 | 01:47 | 02:46 | 02:40 |
| | <i>Turnout</i> | 1:30 | 01:48 | 01:46 | 02:14 | 01:39 | 02:10 | 02:33 | 02:30 |
| <i>Travel</i> | 6:00 | 08:56 | 08:29 | 08:33 | 08:30 | 07:59 | 08:46 | 08:55 | 09:29 |
| Wildland | 10:30 | 09:52 | 13:32 | 13:29 | 13:38 | 13:45 | 13:28 | 12:58 | 12:17 |
| | | 2 | 45 | 215 | 40 | 33 | 69 | 33 | 42 |
| | <i>Alarm Handling</i> | 1:30 | 01:09 | 01:41 | 02:13 | 01:47 | 01:44 | 02:17 | 02:59 |
| | <i>Turnout</i> | 2:00 | 01:29 | 02:01 | 02:48 | 02:00 | 02:40 | 02:30 | 02:40 |
| <i>Travel</i> | 7:00 | 07:21 | 11:27 | 09:54 | 11:30 | 09:34 | 10:47 | 08:48 | 07:05 |

Effective Response Force (ERF) Performance Comparison - 2015 to Present

ERF-Low Risk

| Response Program | Goal | Current Month | Last 12 Months | 2015-2019 | 2019 | 2018 | 2017 | 2016 | 2015 |
|------------------|-------|---------------|----------------|-----------|-------|------|-------|------|------|
| Wildland | 12:00 | n/a | 12:18 | 12:49 | 12:30 | n/a | 12:51 | n/a | n/a |
| | | 0 | 3 | 3 | 2 | 0 | 1 | 0 | 0 |
| <i>Travel</i> | 8:30 | n/a | 09:52 | 09:52 | 10:01 | n/a | 00:02 | n/a | n/a |

ERF-Moderate Risk

| Response Program | Goal | Current Month | Last 12 Months | 2015-2019 | 2019 | 2018 | 2017 | 2016 | 2015 |
|----------------------------|-------|---------------|----------------|-----------|-------|-------|-------|-------|-------|
| Fire Suppression | 15:00 | 27:42 | 19:21 | 20:48 | 18:12 | 20:46 | 22:22 | 19:07 | 15:34 |
| | | 3 | 20 | 46 | 15 | 10 | 6 | 7 | 8 |
| <i>Travel</i> | 12:00 | 16:44 | 14:00 | 14:14 | 14:04 | 17:36 | 13:17 | 14:16 | 11:13 |
| Emergency Medical | 10:00 | 09:21 | 11:00 | 10:59 | 11:06 | 12:54 | 10:49 | 16:42 | 11:45 |
| | | 56 | 293 | 376 | 218 | 65 | 41 | 19 | 23 |
| <i>Travel</i> | 8:00 | 07:03 | 07:42 | 08:55 | 08:19 | 09:36 | 08:28 | 07:34 | 08:12 |
| Technical Rescue | 11:00 | 15:17 | 16:41 | 23:13 | 17:14 | 17:57 | 22:03 | 23:15 | 20:35 |
| | | 5 | 21 | 109 | 15 | 9 | 20 | 29 | 36 |
| <i>Travel</i> | 8:00 | 10:07 | 12:56 | 12:33 | 14:16 | 08:38 | 10:19 | 18:15 | 10:23 |
| Hazardous Materials | 13:00 | 18:44 | 21:18 | 26:56 | 20:49 | 23:20 | 15:05 | 27:03 | 34:52 |
| | | 2 | 8 | 18 | 3 | 3 | 3 | 6 | 3 |
| <i>Travel</i> | 10:00 | 08:15 | 09:14 | 11:21 | 15:46 | 11:14 | 11:02 | 10:35 | 10:30 |
| Wildland | 16:00 | n/a | 32:28 | 30:07 | 32:38 | 25:05 | 30:19 | 24:05 | 16:14 |
| | | 0 | 5 | 20 | 2 | 4 | 9 | 3 | 2 |
| <i>Travel</i> | 12:00 | n/a | 11:17 | 18:33 | 11:17 | 17:13 | 21:04 | 18:09 | 12:24 |

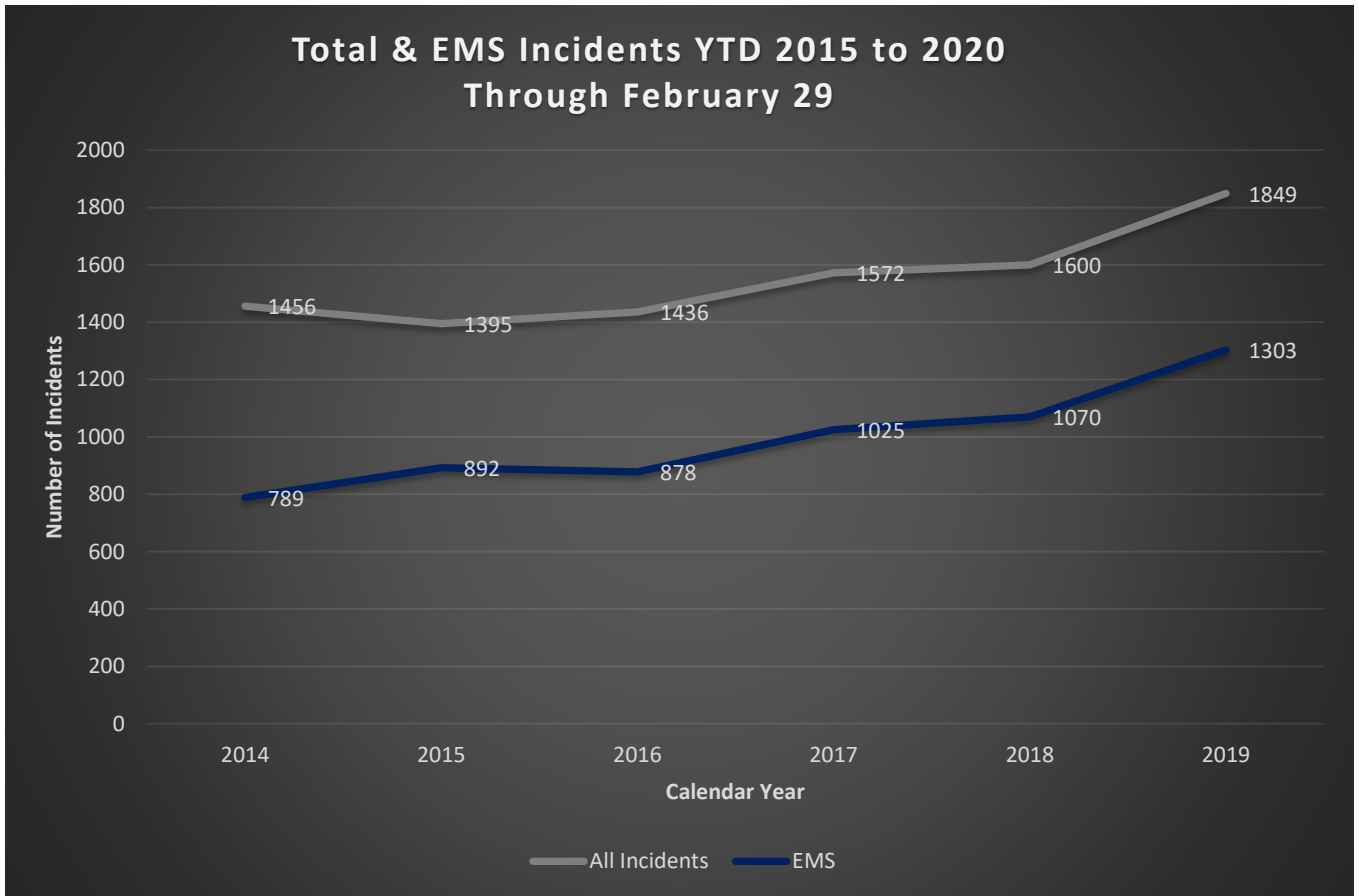
ERF-High Risk

| Response Program | Goal | Current Month | Last 12 Months | 2015-2019 | 2019 | 2018 | 2017 | 2016 | 2015 |
|----------------------------|-------|---------------|----------------|-----------|------|-------|-------|---------|-------|
| Fire Suppression | 16:00 | n/a | 11:54 | 19:36 | n/a | 19:48 | 19:21 | 18:48 | n/a |
| <i>Travel</i> | 13:00 | n/a | 09:18 | 14:20 | n/a | 10:26 | 10:58 | 15:10 | n/a |
| Emergency Medical | 11:00 | n/a | n/a | 13:17 | n/a | n/a | n/a | n/a | 13:17 |
| <i>Travel</i> | 9:00 | n/a | n/a | 09:24 | n/a | n/a | n/a | n/a | 09:24 |
| Technical Rescue | 16:00 | n/a | n/a | 29:12 | n/a | n/a | 29:12 | n/a | n/a |
| <i>Travel</i> | 13:00 | n/a | n/a | 14:08 | n/a | n/a | 14:08 | n/a | n/a |
| Hazardous Materials | 15:00 | n/a | n/a | 2:11:12 | n/a | 51:27 | n/a | 2:20:04 | n/a |
| <i>Travel</i> | 12:00 | n/a | n/a | 2:04:12 | n/a | 36:29 | n/a | 2:13:57 | n/a |
| Wildland | 30:00 | n/a | n/a | n/a | n/a | n/a | n/a | n/a | n/a |
| <i>Travel</i> | 20:00 | n/a | n/a | n/a | n/a | n/a | n/a | n/a | n/a |

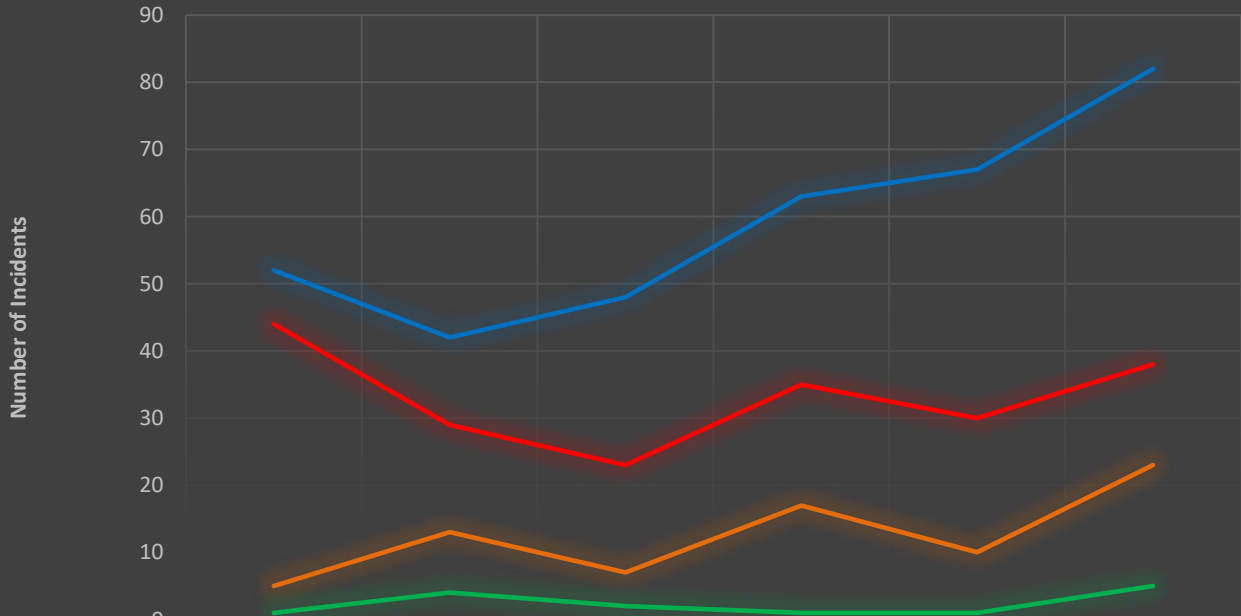
ERF-Very High Risk

| | | | | | | | | | |
|-----------------|-------|-----|-----|-------|-----|-----|-------|-----|-----|
| Wildland | 40:00 | n/a | n/a | 45:52 | n/a | n/a | 45:52 | n/a | n/a |
| <i>Travel</i> | 28:00 | n/a | n/a | 28:16 | n/a | n/a | 28:16 | n/a | n/a |

Emergency Response Program's Activity Year-to-Date 2015 to 2020



Number of Incidents YTD 2015 to 2020 Through February 29



| | CY 2015 | CY 2016 | CY 2017 | CY 2018 | CY 2019 | CY 2020 |
|-----------|---------|---------|---------|---------|---------|---------|
| Fire | 44 | 29 | 23 | 35 | 30 | 38 |
| Tech Resq | 52 | 42 | 48 | 63 | 67 | 82 |
| HazMat | 5 | 13 | 7 | 17 | 10 | 23 |
| Wildland | 1 | 4 | 2 | 1 | 1 | 5 |